

# 1000-BQ2/96

## HOT HOLDING BANQUET CARTS



• HALO HEAT . . . a controlled, uniform heat source that gently surrounds food for better appearance, taste, and longer holding life.

- Close temperature tolerance and even heat application provides even heat from top to bottom – side to side.
- Holds preplated food fresh, flavorful, and hot.
- No moisture pans, water or canned heat needed.
- Designed to adapt to any type of banquet holding:
  - Covered plates, stacked
  - Covered or uncovered plate carriers
  - Accepts trays for banquet service
  - Additional shelves for full-size and half-size pans (gastronorm pans)
- Dutch doors designed to keep heat in the top portion of the cabinet while removing plates from the bottom.
- Non-magnetic stainless steel interior resists corrosion.
- Full perimeter, wall-friendly bumper, transport handles, and heavy duty casters.

Stainless steel exterior with two (2) dutch doors and transport handles on each end of the cart. The cabinet has an ON/OFF power switch, an adjustable temperature control knob, and a digital display. The unit has a temperature range of 60°F (16°C) to 200°F (93°C) and a temperature display light that indicates the temperature within the cabinet has reached the desired holding temperature. Four (4) chrome plated wire shelves are included. A full-perimeter, wall-friendly bumper is included, along with four (4) 6" (152mm) heavy duty casters, 2 rigid and 2 swivel with brake.

**Flexible choice of preplated meal service:** This banquet cart will also hold covered meals without plate carriers. Additional shelves will equip cart to hold preplated meals without covers, trays, and bulk food items in pans.

**MODEL 1000-BQ2/ 96:** Mobile banquet cart with dutch doors with capacity of 96 meals (10" covered plates)

**SPECIAL INFORMATION:**

- Plate covers are not furnished.
- Plate carriers are optional.
- Since plates and plate covers vary in size, cabinet may not hold maximum quantity of meals specified.

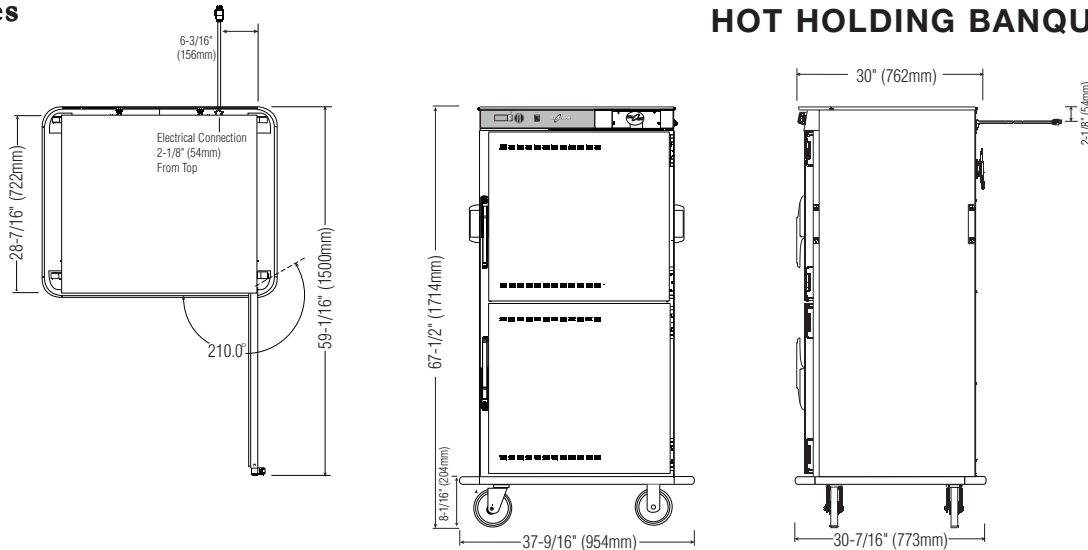


DC-2868






DC-2869





<b>DIMENSIONS: H x W x D</b>	
<b>EXTERIOR:</b>	67-1/2" x 37-9/16" x 30-7/16" (1714mm x 954mm x 773mm)
<b>INTERIOR PER DOOR OPENING:</b>	53" x 28-1/4" x 25-1/2" (1346mm x 718mm x 648mm)
<b>WEIGHT</b>	
<b>NET</b>	392 lb (178 kg)
<b>SHIP</b>	450 lb (204 kg)
<b>CARTON</b>	77" x 44" x 35"
<b>DIMENSIONS:</b>	(1956mm x 1118mm x 889mm) (H x W x D)
<b>INSTALLATION REQUIREMENTS</b>	
Cabinet must be installed level. It must not be installed in any area where it may be affected by steam, grease, dripping water, high temperatures, or any other severely adverse conditions.	
<b>CLEARANCE REQUIREMENTS</b>	
Full perimeter bumper accommodates all clearance requirements.	

<b>ELECTRICAL</b>						
<b>VOLTAGE</b>	<b>PHASE</b>	<b>CYCLE/ HZ</b>	<b>AMPS</b>	<b>kW</b>	<b>CORD &amp; PLUG INCLUDED</b>	
125	1	50/60	12.8	1.6		NEMA 5-15P 15A - 125V PLUG
208-240 (UL)	1	50/60	6.5	1.6		NEMA 6-15P 15A - 250V PLUG
at 208	1	50/60	5.9	1.2		
at 240	1	50/60	7.0	1.6		
230	1	50/60	6.5	1.5		CEE 7/7 220-230V PLUG
<b>CAPACITY</b>						
240 lbs (109 kg) MAXIMUM						
VOLUME MAXIMUM: 150 QUARTS (190 LITERS)						
<b>PLATES:</b> (without plate carriers)						
— 10" (254mm) with covers: 96						
— 10-3/4" (273mm) with covers: 80						
LARGER DIAMETER ITEMS WILL RESULT IN REDUCED PLATE CAPACITIES						
<b>PANS:</b> Full-size and half-size pan combinations (per shelf)						
— 12" x 20" (530mm x 325mm - GN 1/1): 2						
— 12" x 10" (265mm x 325mm - GN 1/2): 4						
ADDITIONAL WIRE SHELVES WITH SUPPORT CLIPS WILL ACCOMMODATE VARIOUS COMBINATIONS OF 2-1/2" (65mm), 4" (100mm) OR 6" (150mm) DEEP PANS						
<b>SHELF CAPACITY:</b> (per shelf, without covers)						
— 10" (254mm) plates: 6						
— Shelves maximum: 16                      SPACING ON CENTERS 3-5/32" (80mm)						

<b>OPTIONS &amp; ACCESSORIES</b>	
<b>Plate Carriers, chrome plated</b> (EACH HOLD 4 PREPLATED MEALS)	
<input type="checkbox"/> <b>Uncovered "P" Carriers</b> <b>DC-2868</b>	<input type="checkbox"/> <b>Uncovered "EP" Carriers</b> <b>DC-23580</b>
Plate dia: 10" (254mm) max. • 7-3/4" (197mm) min. Vertical rung spacing: 2-5/8" (67mm) CAPACITY: 24 CARRIERS, 96 PREPLATED MEALS	Plate dia: 12-1/2" (318mm) max. • 9-1/2" (241mm) min. Vertical rung spacing: 2-5/8" (67mm) CAPACITY: 16 CARRIERS, 64 PREPLATED MEALS
<input type="checkbox"/> <b>Covered "C" Carriers</b> <b>DC-2869</b>	<input type="checkbox"/> <b>Covered "EC" Carriers</b> <b>DC-23676</b>
Plate dia: 9-3/4" (248mm) max. • 7-3/4" (197mm) min. Vertical clearance between top and bottom carrier: 11-5/8" (295mm) CAPACITY: 24 CARRIERS, 96 PREPLATED MEALS	Plate dia: 12-1/2" (318mm) max. • 9-1/2" (241mm) min. Vertical clearance between top and bottom carrier: 11-5/8" (295mm) CAPACITY: 16 CARRIERS, 64 PREPLATED MEALS
<input type="checkbox"/> <b>Shelf &amp; Shelf Supports</b> (for each extra shelf) <b>1061/ 11533</b>	<input type="checkbox"/> <b>Wire Shelf, chrome plated</b> <b>SH-2835</b>