

1000-BQ2/128

HOT HOLDING BANQUET CARTS



- HALO HEAT . . . a controlled, uniform heat source that gently surrounds food for better appearance, taste, and longer holding life.
- Close temperature tolerance and even heat application provides even heat from top to bottom – side to side.
- Holds preplated food fresh, flavorful, and hot.
- No moisture pans, water or canned heat needed.
- Designed to adapt to any type of banquet holding:
 - Covered plates, stacked
 - Covered or uncovered plate carriers
 - Accepts trays for banquet service
 - Additional shelves for full-size and half-size pans (gastronorm pans)
- Dutch doors designed to keep heat in the top portion of the cabinet while removing plates from the bottom.
- Non-magnetic stainless steel interior resists corrosion.
- Full perimeter, wall-friendly bumper, transport handles, and heavy duty casters.

Stainless steel exterior with two (2) dutch doors and transport handles on each end of the cart. The cabinet has an ON/OFF power switch, an adjustable temperature control knob, and a digital display. The unit has a temperature range of 60°F (16°C) to 200°F (93°C) and a temperature display light that indicates the temperature within the cabinet has reached the desired holding temperature. Four (4) chrome plated wire shelves are included. A full-perimeter, wall-friendly bumper is included, along with four (4) 6" (152mm) heavy duty casters, 2 rigid and 2 swivel with brake.

Flexible choice of preplated meal service: This banquet cart will also hold covered meals without plate carriers. Additional shelves will equip cart to hold preplated meals without covers, trays, and bulk food items in pans.

MODEL 1000-BQ2/ 128: Mobile banquet cart with dutch doors with capacity of 128 meals (10" covered plates)

SPECIAL INFORMATION:

- Plate covers are not furnished.
- Plate carriers are optional.
- Since plates and plate covers vary in size, cabinet may not hold maximum quantity of meals specified.



DC-2868

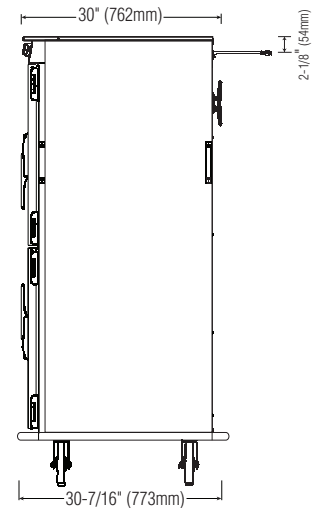
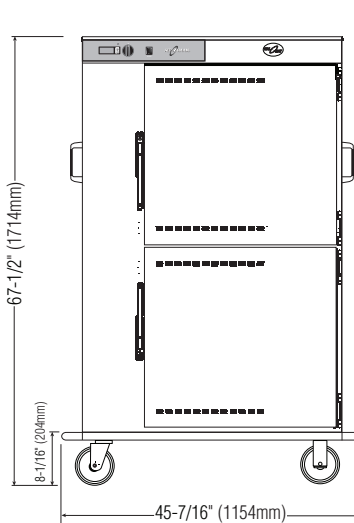
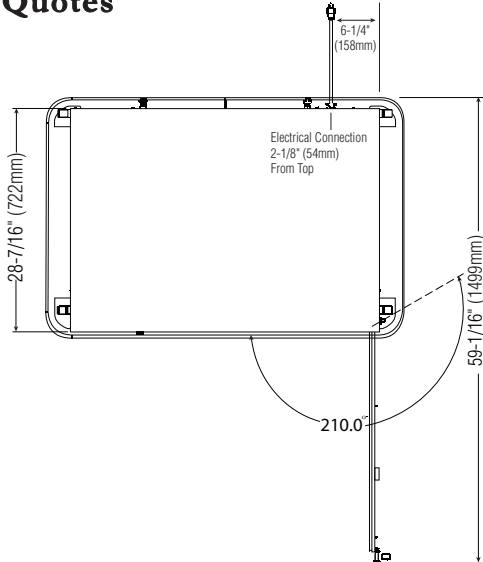


DC-2869






1000-BQ2/128

HOT HOLDING BANQUET CARTS



DIMENSIONS: H x W x D	
EXTERIOR:	67-1/2" x 45-7/16" x 30-7/16" (1714mm x 1154mm x 773mm)
INTERIOR PER DOOR OPENING:	53" x 36-1/8" x 25-1/2" (1346mm x 918mm x 648mm)
WEIGHT	
NET	454 lb (206 kg)
SHIP	520 lb (236 kg)
CARTON	77" x 52" x 35"
DIMENSIONS: (H x W x D)	(1956mm x 1321mm x 889mm)
INSTALLATION REQUIREMENTS	
Cart must be installed level. It must not be installed in any area where it may be affected by steam, grease, dripping water, high temperatures, or any other severely adverse conditions.	
CLEARANCE REQUIREMENTS	
Full perimeter bumper accommodates all clearance requirements.	

ELECTRICAL						
VOLTAGE	PHASE	CYCLE/ HZ	AMPS	kW	CORD & PLUG INCLUDED	
125	1	50/60	18.4	2.30		NEMA 5-20P 20A- 125V PLUG
208-240 (UL)	1	50/60	8.3	2.0		NEMA 6-15P 15A - 250V PLUG
208	1	50/60	7.6	1.6		
240	1	50/60	8.7	2.1		
230	1	50/60	8.4	1.95		CEE 7/7 220-230V PLUG

CAPACITY	
320 lbs (145 kg) MAXIMUM	
VOLUME MAXIMUM: 200 QUARTS (253 LITERS)	
PLATES: (without plate carriers)	
— 10" (254mm) with covers: 128	
— 10-3/4" (273mm) with covers: 96	
LARGER DIAMETER ITEMS WILL RESULT IN REDUCED PLATE CAPACITIES	
PANS: Full-size and half-size pan combinations (per shelf)	
— 12" x 20" (530mm x 325mm - GN 1/1): 2	
— 12" x 10" (265mm x 325mm - GN 1/2): 4	
ADDITIONAL WIRE SHELVES WITH SUPPORT CLIPS WILL ACCOMMODATE VARIOUS COMBINATIONS OF 2-1/2" (65mm), 4" (100mm) OR 6" (150mm) DEEP PANS	
SHELF CAPACITY: (per shelf, without covers)	
— 10" (254mm) plates: 8	
— Shelves maximum: 16	
SPACING ON CENTERS 3-5/32" (80mm)	

OPTIONS & ACCESSORIES	
Plate Carriers, chrome plated (EACH HOLD 4 PREPLATED MEALS)	
<input type="checkbox"/> Uncovered "P" Carriers DC-2868	Plate dia: 10" (254mm) max. • 7-3/4" (197mm) min. Vertical rung spacing: 2-5/8" (67mm) CAPACITY: 32 CARRIERS, 128 PREPLATED MEALS
<input type="checkbox"/> Covered "C" Carriers DC-2869	Plate dia: 9-3/4" (248mm) max. • 7-3/4" (197mm) min. Vertical clearance between top and bottom carrier: 11-5/8" (295mm) CAPACITY: 32 CARRIERS, 128 PREPLATED MEALS
<input type="checkbox"/> Shelf & Shelf Supports (for each extra shelf) 1061/ 11533	
Plate Carriers, chrome plated (EACH HOLD 4 PREPLATED MEALS)	
<input type="checkbox"/> Uncovered "EP" Carriers DC-23580	Plate dia: 12-1/2" (318mm) max. • 9-1/2" (241mm) min. Vertical rung spacing: 2-5/8" (67mm) CAPACITY: 24 CARRIERS, 96 PREPLATED MEALS
<input type="checkbox"/> Covered "EC" Carriers DC-23676	Plate dia: 12-1/2" (318mm) max. • 9-1/2" (241mm) min. Vertical clearance between top and bottom carrier: 11-5/8" (295mm) CAPACITY: 24 CARRIERS, 96 PREPLATED MEALS
<input type="checkbox"/> Wire Shelf, chrome plated SH-22727	