

# 1000-BQ2/192

## HOT HOLDING BANQUET CARTS



• HALO HEAT . . . a controlled, uniform heat source that gently surrounds food for better appearance, taste, and longer holding life.



- Close temperature tolerance and even heat application provides even heat from top to bottom – side to side.
- Holds preplated food fresh, flavorful, and hot.
- No moisture pans, water or canned heat needed.
- Designed to adapt to any type of banquet holding:
  - Covered plates, stacked
  - Covered or uncovered plate carriers
  - Accepts trays for banquet service
  - Additional shelves for full-size and half-size pans (gastronorm pans)
- Dutch doors designed to keep heat in the top portion of the cabinet while removing plates from the bottom.
- Non-magnetic stainless steel interior resists corrosion.
- Full perimeter, wall-friendly bumper, transport handles, and heavy duty casters.

Stainless steel exterior with four (4) dutch doors and transport handles on each end of the cart. Two side-by-side vertical compartments, each individually controlled with an ON/OFF power switch, an adjustable temperature knob, and a digital display. The unit has a temperature range of 60°F (16°C) to 200°F (93°C) and a temperature display light that indicates the temperature within the cabinet has reached the desired holding temperature. Eight (8) chrome plated wire shelves are included. A full-perimeter, wall-friendly bumper is included, along with six (6) 6" (152mm) heavy duty casters, 2 rigid and 4 swivel with brake. The 125 V.A.C. cabinet includes one (1) high/low power switch and two (2) electrical cords with plug.

*Flexible choice of preplated meal service:* This banquet cart will also hold covered meals without plate carriers. Additional shelves will equip cart to hold preplated meals without covers, trays, and bulk food items in pans.

**MODEL 1000-BQ2/ 192:** Mobile banquet cart with dutch doors with capacity of 192 meals (10" covered plates)

**SPECIAL INFORMATION:**

- Plate covers are not furnished.
- Plate carriers are optional.
- Since plates and plate covers vary in size, cabinet may not hold maximum quantity of meals specified.

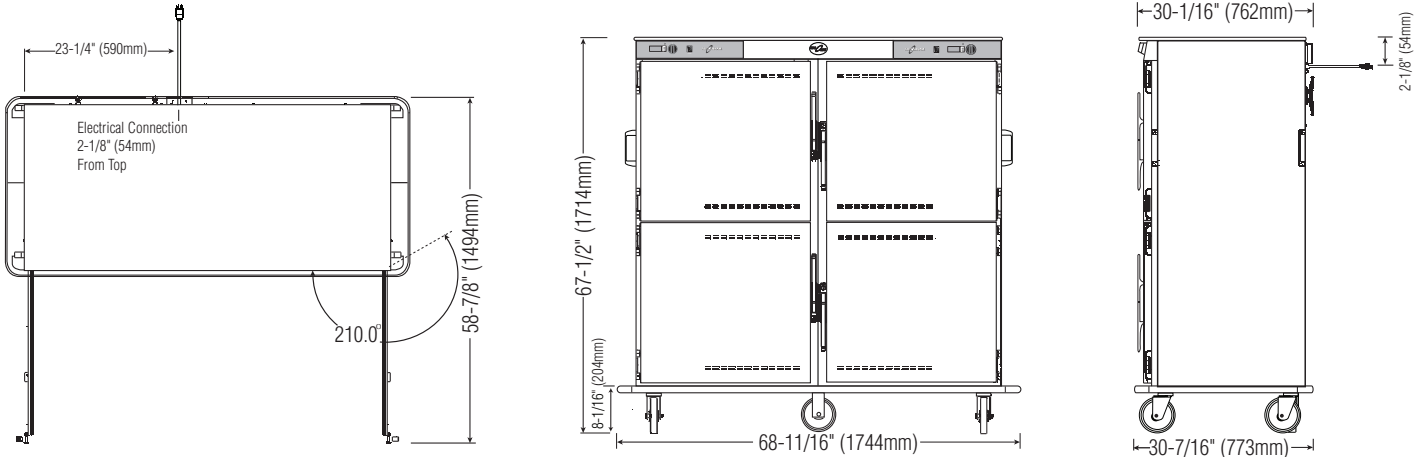


DC-2868







DC-2869





<b>DIMENSIONS: H x W x D</b>	
EXTERIOR: 67-1/2" x 68-11/16" x 30-7/16" (1714mm x 1744mm x 773mm)	
INTERIOR PER DOOR OPENING: 53" x 56-1/2" x 25-1/2" (1346mm x 718mm x 648mm)	
<b>WEIGHT</b>	
NET	653 lb (296 kg)
SHIP	760 lb (345 kg)
CARTON	77" x 74" x 35"
DIMENSIONS: (1956mm x 1880mm x 889mm) (H x W x D)	
<b>INSTALLATION REQUIREMENTS</b>	
Cart must be installed level. It must not be installed in any area where it may be affected by steam, grease, dripping water, high temperatures, or any other severely adverse conditions.	
<b>CLEARANCE REQUIREMENTS</b>	
Full perimeter bumper accommodates all clearance requirements.	

<b>ELECTRICAL</b>						
VOLTAGE	PHASE	CYCLE/ HZ	AMPS	kW	CORD & PLUG INCLUDED	
125	1	50/60				NEMA L5-20P 20A- 125V PLUG
POWER SWITCH IN LOW POSITION			16.0	2.0		
POWER SWITCH IN HIGH POSITION			24.0 MAX	3.0		NEMA L5-30P 30A - 125V PLUG
208-240 (UL)	1	50/60	12.5	3.0		NEMA 6-15P 15A - 250V PLUG
at 208	1	50/60	12.3	2.5		
at 240	1	50/60	14.2	3.4		
230	1	50/60	13.0	3.0		CEE 7/7 220-230V PLUG
<b>CAPACITY</b>						
480 lbs (218 kg) MAXIMUM						
VOLUME MAXIMUM: 300 QUARTS (380 LITERS)						
<b>PLATES:</b> (without plate carriers)						
— 10" (254mm) with covers: 192						
— 10-3/4" (273mm) with covers: 160						
LARGER DIAMETER ITEMS WILL RESULT IN REDUCED PLATE CAPACITIES						
<b>PANS:</b> Full-size and half-size pan combinations (per shelf)						
— 12" x 20" (530mm x 325mm - GN 1/1): 2						
— 12" x 10" (265mm x 325mm - GN 1/2): 4						
ADDITIONAL WIRE SHELVES WITH SUPPORT CLIPS WILL ACCOMMODATE VARIOUS COMBINATIONS OF 2-1/2" (65mm), 4" (100mm) OR 6" (150mm) DEEP PANS						
<b>SHELF CAPACITY:</b> (per shelf, without covers)						
— 10" (254mm) plates: 6						
— Shelves maximum: 32                      SPACING ON CENTERS 3-5/32" (80mm)						

<b>OPTIONS &amp; ACCESSORIES</b>	
<b>Plate Carriers, chrome plated (EACH HOLD 4 PREPLATED MEALS)</b>	
<input type="checkbox"/> Uncovered "P" Carriers <b>DC-2868</b>	<input type="checkbox"/> Uncovered "EP" Carriers <b>DC-23580</b>
Plate dia: 10" (254mm) max. • 7-3/4" (197mm) min. Vertical rung spacing: 2-5/8" (67mm) CAPACITY: 48 CARRIERS, 192 PREPLATED MEALS	Plate dia: 12-1/2" (318mm) max. • 9-1/2" (241mm) min. Vertical rung spacing: 2-5/8" (67mm) CAPACITY: 32 CARRIERS, 128 PREPLATED MEALS
<input type="checkbox"/> Covered "C" Carriers <b>DC-2869</b>	<input type="checkbox"/> Covered "EC" Carriers <b>DC-23676</b>
Plate dia: 9-3/4" (248mm) max. • 7-3/4" (197mm) min. Vertical clearance between top and bottom carrier: 11-5/8" (295mm) CAPACITY: 48 CARRIERS, 192 PREPLATED MEALS	Plate dia: 12-1/2" (318mm) max. • 9-1/2" (241mm) min. Vertical clearance between top and bottom carrier: 11-5/8" (295mm) CAPACITY: 32 CARRIERS, 128 PREPLATED MEALS
<input type="checkbox"/> Shelf & Shelf Supports (for each extra shelf) <b>1061/ 11533</b>	<input type="checkbox"/> Wire Shelf, chrome plated <b>SH-2835</b>